




(Sasha Pendant by Sarah Thompson)

We Will No Longer Be Open on Sundays!

As we continue to make changes at ABC to better position us for the future, I, *Mark Minor*, Owner, needed to finally make a change that would allow me to endure another decade or two running the store. I have been working six days a week for many years and I need a second day off each week. That's all there is to it! **So beginning 12/24/17, ABC will be closed on all Sundays.**



(Beaded Medallions by Aaron Osife)

Beadventures Bringing Sarah Thompson to Anchorage February, 2018!

As previously announced, due to ABC's store streamlining, *Beadventures* has taken over coordination of celebrity teacher classes. *Cheryl Frasca*, owner of *Beadventures*, is excited to bring back to Anchorage *Sarah Thompson* to once again share her wire weaving techniques. Sarah's goal is to provide students with a strong foundation through which they can create their own designs. The three classes Sarah will be teaching are solid steps in that direction.

Sarah's work is all about the movement, texture, and sculptural qualities that can be achieved when using wire as a means with which to weave. She found the most success when she melded the concepts she learned in beadwork into her wirework. She discovered that she could add depth and details in wire weaving by layering the wire together one step at a time, instead of trying to do it all at once. She also has pulled ideas from crocheting to help handle the wire better. She loves the simplicity of working with just wire and a single focal piece. Inspired? Now sign up for classes!

Sarah is teaching three workshops. Starting Saturday, Feb. 10, she is teaching "**Cosmic Bangle**," a delicate bangle that uses wire weaving techniques, including the "soumak

(See Page 2)

Now, many of you may be wondering about classes that were taught on Sunday's each week—will there be fewer classes? Well, not really, other than the absence of the Celebrity Guest Teacher classes. We will still have about the same number of classes being taught by Local Guest Teachers and *Linda Myers*, ABC's store manager. Where we need some additional class capacity, Linda will teach some classes on a Tuesday evening. We offered 56 classes in Fall 2017 and will be offering 45 classes in Winter/Spring 2018. The eleven extra classes we taught in the Fall of 2017 were all Celebrity Guest Teacher classes.

(See Page 2)



Winter/Spring 2018 Trunk Shows

Sterling Silver Trunk Show from Saturday, January 6th through Saturday, February 10th, 2018!! Last January's trunk show of sterling silver products were quite the hit. So we will be enjoying many of the same items this year, as well as, some new and interesting beads, findings and pendants for your creative pleasure.

8" Gemstone Strands Trunk Show from Saturday, February 24, through Saturday, April 7, 2018!! This trunk show is so popular, we are bringing it back for another year! It is extremely difficult to find exciting gemstones strung in affordable 8" lengths as opposed to the normal

(See Page 2)

New Webstore Coming Soon!

For those of you who haven't tried to look at our webstore recently, you probably weren't aware that our webstore was taken down on 12/1/17. As if we didn't have plenty of other things to worry about, our webstore software manufacturer notified us this Summer that their software we have been using since 2008 would be going through its end-of-life on 12/1/17, and therefore, would go dark on that date. Now don't be

(See Page 2)



Our Pledge to You in 2018!

Our pledge to you in 2018 is going to be: We're going "**Back to the Basics!**" What does that mean? It means that our number one goal will be to NOT run out of the "Basics"—the basic seed bead colors, the basic findings, the basic Swarovski Crystals, etc. that you need when you need them. Now, we may still run out of things at times, but we're sure going to do a lot better job of keeping stocking levels up than we did in 2017. With our rent and utility expenses down, we'll have more money for inventory—that is a real good thing! Thank you for sticking with us during this challenging economy and thank you for all your continued support. **2018 is going to be a Great Year!**

No Longer Open on Sundays.....Continued

So what will I do with an extra day off each week? Hmmmm, the possibilities are endless. Maybe I'll spin my large collection of belly-button lint and then use the resulting fiber to knit a gorgeous sweater. Or, maybe I can now have the time to finally perfect my signature male-model look that I personally call, "Markle's Sparkle Blue Steel" Or best yet, I'll follow my wife *Jonisue* around the house and every five minutes tap her on the shoulder and say in an impish child's voice, "Guess Who?"

Well, I'm probably just way over thinking this. Jonisue and I will probably just go to a fun movie, and we might even hold hands.....I know, SCANDULOUS! 📺



New Webstore Coming Soon.....Continued

confused, our website that has all of our class info is still up and running, it is just the product sales part of our website that is down. So, we are currently working with a web consulting company and they are helping us launch a newer, hipper webstore that will hopefully be live sometime in January, 2018. Stay tuned! 📺



Winter/Spring 2018 TrunkShows...Continued

16" lengths, but we are pleased to have a vendor who is willing to provide us with such a treat. And, this vendor will send us a huge assortment of gemstones, shapes or sizes that are different from what you have normally found at ABC. Plus, they will be sending us some new gemstones that they didn't have last year—Woo-Hoo!! Oh, and wait, there's more!! You won't believe the **Gemstone Pendant Sets** they will be sending us for the second time. They are quite exquisite! Be sure to arrive early on February 24th for best pickings! 📺



(Kaleidoscope in a Box by Pam Brotherton)

Beadventures/Sarah Thompson.....Continued

weave." On Sunday, she is teaching "Sasha Pendant" in which you will learn how to capture a faceted stone by layering wire to create dimension and interest. Sarah will teach the "Cascade Pendant" on Monday and Tuesday evenings. This is an organic pendant full of twists and turns in which you'll learn to use your fingers to guide the wire to create a flowing pendant—like water tumbling down a waterfall!

All workshops will be held at the Pioneer School House in downtown Anchorage. For information about the workshops, logistics, and sign-ups go to the website at:

www.beadadventures.com

or call Cheryl Frasca at 258-2331. Our other teachers scheduled in 2018 include: *Kinga Nichols*, *Maggie Meister*, and *Cynthia Rutledge*. 📺



(Luna Rosa Bracelet by Linda Myers)



(Morrigan Earrings by Linda Myers)



30% Discount Coupon

This coupon is good for a 30% discount on up to three (3) hanks of Czech, Seed Beads at Alaska Bead Company. This coupon cannot be used in conjunction with any other discount. This coupon is only good on the day it is presented. Limit of one coupon per customer. Valid through 1/31/18.

Name: _____

Date: _____



(Beaded Keychain by Aaron Osife)



ABC Store Hours:

Monday	10:00 am - 7:00 pm
Tuesday	10:00 am - 7:00 pm
Wednesday	10:00 am - 6:00 pm
Thursday	10:00 am - 9:00 pm
Friday	10:00 am - 7:00 pm
Saturday	10:00 am - 6:00 pm

Open Everyday except Sundays!
(and major holidays)

Store Closures:

Alaska Bead Company

will be closed:

Dec. 31 & Jan. 1 - New Year's Eve. & Day

ALASKA BEAD COMPANY

Go to
www.alaskabead.com
for class project pictures.

Winter/Spring Class Schedule January - April, 2018



Beaded Jewelry Classes (not seed beads)

Basic Stringing Techniques

\$ 20.00 Each

In this class you will learn the basic skills for creating those special, one-of-a-kind necklaces, bracelets, and anklets. Information on various stringing wires will be given, and ways to attach a clasp will be explored. Information on some tools will be discussed as well. This class is for beginners. Class size is limited to 5. For ages 10 to Adult. Select one of the following dates:

Date/Day	Time	Teacher
Jan. 25, Thurs.	6:00 pm - 9:00 pm	Linda Myers
Apr. 7, Sat.	10:30 am - 1:00 pm	Linda Myers

Basic Earring Construction

\$ 20.00 Each

Using head pins, eye pins and beads/dangles, you'll learn to create those special earrings. You will learn to use round nose pliers in creating your earrings and in doing so will have learned the basic skills to make other items – charm bracelets, pins, hair pins and more. This class is for beginners. Class size is limited to 5. For ages 10 to Adult.

Date/Day	Time	Teacher
Feb. 8, Thurs.	6:00 pm - 9:00 pm	Linda Myers
Apr. 19, Thurs.	6:00 pm - 9:00 pm	Linda Myers

Knotting a Simple Pearl Necklace

\$ 35.00 Each

With pearls being sold now in so many different colors, do you ever wish that you could just whip out a basic pearl necklace to go with each of your outfits? Then this class is for you! Using a simple knotting technique that has been around forever, you will learn how to start and finish a gorgeous pearl necklace. This class is for all skill levels. Class size is limited to 5. For ages 16 to Adult.

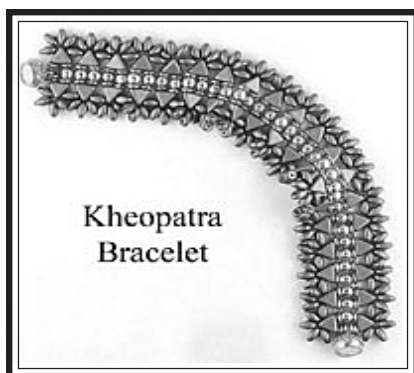
Date/Day	Time	Teacher
Mar. 3, Sat.	2:30 pm - 5:30 pm	Linda Myers

Kheopatra Bracelet

\$ 35.00 Each

This fun and easy bracelet project, designed by Akke Jonkhof, will show you a great way to use the Czech glass 2-hole Kheop Par Puca beads, Superduos and O-Beads. Putting your color palette together is really a fun part of this class. For all skill levels. Class size limited to 5. For ages 16 to Adult. For all skill levels. Class size limited to 5. For ages 16 to Adult.

Date/Day	Time	Teacher
Apr. 14, Sat.	2:30 pm - 5:30 pm	Linda Myers



(Kheopatra Bracelet by Linda Myers)



(Kumi Earrings by Judy Storey)

Beaded Jewelry Classes (with seed beads)

Kumi Earrings

"Guest Teacher"

\$ 35.00 Each

This is a great class to learn the ancient Japanese braiding technique of Kumihimo! Using your Japanese Size 11 seed beads, Judy will show you how to create a beautiful pair of Kumi Earrings. And if you have already taken Judy's Kumihimo Necklace class, then you can make your earrings to match your necklace to complete your smart fashion ensemble. This class is suitable for all skill levels. Class size limited to 5. For ages 16 to Adult.

Date/Day	Time	Teacher
Jan. 6, Sat.	2:30 pm - 5:30 pm	Judy Storey

Easy Ndebele

\$ 35.00 Each

Wow! What a great, easy stitch that Ndebele is! This class is a scaled down version of the Ndebele class that *NanC Meinhardt* taught at ABC in 1999. Add a little embellishment and this stitch develops into a very scrumptious necklace. This class is aimed at beginners but is just plain fun for all! Also for those of you who self-taught yourself this stitch, you will most likely learn an unbelievable new way to do it. Class size limited to 5. For ages 13 to Adult.

Date/Day	Time	Teacher
Jan. 13, Sat.	10:30 am - 1:30 pm	Linda Myers

Ice Ruffle

\$ 35.00 Each

Whether you are a seasoned beader or just beginning, we know you will love creating this fun and easy bracelet using seed beads and the 2-Holed Czechmate Tile Beads. Like many projects, your choice of colors will dictate how your piece is interpreted by others. For example, your piece might say, *"I'm So Elegant"*, or *"I'm So Zany"*, or *"I'm So Elegantly Zany!!"* This class is suitable for all skill levels. Class size limited to 5. For ages 16 to Adult. This class is for all skill levels. Class size limited to 5. For ages 16 to Adult.

Date/Day	Time	Teacher
Jan. 13, Sat.	2:30 pm - 5:30 pm	Linda Myers

Basic Kumi Bracelet

"Guest Teacher"

\$ 35.00 Each

Learn the fun braiding technique of Kumihimo that refers back to the days of ancient Japan. In this class you will create a simple braided bracelet with just beads, or fiber and beads. Once you learn this technique, you will have the skill to move onto the other neat variations of Kumihimo braiding. This class is for all skill levels. Class size limited to 5. For ages 16 to Adult.

Date/Day	Time	Teacher
Jan. 20, Sat.	2:30 pm - 6:00 pm	Judy Storey


Alaska Flower Series: *Fireweed Earrings*

"Guest Teacher"

\$ 30.00 Each

In this first class of the Alaska Flower Series, you will learn how to make a pair of vibrant Fireweed earrings out of Delicas using the brick stitch. Whip these up in no time and WOW your family and friends with the stunning colors. These also make wonderful gifts at any time of year. This class is suitable for all skill levels. Class size limited to 5. For ages 16 to Adult.

Date/Day	Time	Teacher
Feb. 1, Thurs.	6:00 pm - 9:00 pm	Pam Brotherton



(*Fireweed Earrings* by Pam Brotherton)



(*Crystals with a Twist* by Amy Whinston)

Go To www.alaskabead.com to see color images of class samples.

Jasmine Earrings & Necklace

\$ 35.00 Each

Learn to make a pair of jasmine-like flower earrings and a pendant using those wonderful new Czech glass Pip beads. The technique you'll use is so fun and simple that once you've completed your earrings and pendant you'll be inspired to create other pieces of jewelry. You may also find yourself wanting to use the flower as an embellishment on a bead embroidery piece, a knotted or crochet piece, or on whatever your creative mind leads you to embellish. This class is for all skill levels. Class size limited to 5. For ages 16 to Adult.

Date/Day	Time	Teacher
Feb. 3, Sat.	10:30 am - 1:30 pm	Linda Myers

Beaded Cabochons

\$ 35.00 Each

Make a pair of beaded cabochon earrings or the centerpiece of a cabochon necklace or pin. The beaded cabochons are really very easy to master—you will learn the basic techniques and hints to make more pieces of jewelry that you design yourself! For all skill levels. Class size is limited to 5. For ages 13 to Adult.

Date/Day	Time	Teacher
Feb. 3, Sat.	2:30 pm - 5:30 pm	Linda Myers

Spell It!

"Guest Teacher"

\$ 45.00 Each

Using Delica seed beads and peyote stitch, students will learn how to make their own customized beaded wraps for their leather bracelet. Instructor will provide handouts with patterns for each letter and number, so students can add any word to their bracelet. Additional embellishment patterns will be available, including diamonds, hearts and flowers. This class is for all skill levels. Class size limited to 5. For ages 16 to Adult.

Date/Day	Time	Teacher
Feb. 13, Tues.	6:00 pm - 9:00 pm	Anna Sternberg

Crystals with a Twist

"Guest Teacher"

\$ 35.00 Each

This delightful project involves a cascade of Swarovski crystals twisted around a spine of seed beads to create a lovely sparkling bracelet or necklace. This class is for all skill levels. Class size limited to 5. For ages 14 to Adult.

Date/Day	Time	Teacher
Feb. 15, Thurs.	6:00 pm - 9:00 pm	Amy Whinston

Chrysanthemum Flower Bracelet

\$ 35.00 Each

This class will remind you of flowers blooming in your garden as Linda shows you how to combine the colorful 2-Hole Crescent and Lentil beads to create a beautiful Chrysanthemum Bracelet for all to marvel. Choose one color for all your flowers, or make each flower a different color—it's your choice! This project was designed by the talented *Nichole Starman*. This class is for all skill levels. Class size limited to 5. For ages 16 to Adult.

Date/Day	Time	Teacher
Feb. 17, Sat.	2:30 pm - 5:30 pm	Linda Myers

Felie Collar


\$ 35.00 Each

Looking for another easy project that incorporates those fun, new Czech glass beads on the market? Then let Linda show you how to make this stunning collar from a design by *Annick Puca* and translated by *Leslie Rogalski*. You will use Kheops Par Puca 2-hole beads, Pellets, Rizo drops, seed beads and more to construct your "fab" creation. Once you learn the pattern, make a smaller bracelet for a matching set! For all skill levels. Class size limited to 5. For ages 16 to Adult.

Date/Day	Time	Teacher
Feb. 24, Sat.	2:30 pm - 5:30 pm	Linda Myers



(Chrysanthemum Flower Bracelet by Linda Myers)



(Felie Collar
by Linda Myers)

To register for classes, call customer service at (907) 563-2323, Option 2.



(Luna Rosa Bracelet
by Linda Myers)



(Morrigan Earrings
by Linda Myers)

Luna Rosa Bracelet

\$ 35.00 Each

This fun bracelet, designed by bead artist Carole Ohl, features the contemporary Czech 2-Hole Crescent beads. Linda will teach you how to easily create several sculptured floral components and then join them to bring your gorgeous bracelet to creative fruition! This class is suitable for all skill levels. Class size limited to 5. For ages 16 to Adult.

Date/Day
Mar. 3, Sat.

Time
10:30 am - 1:30 pm

Teacher
Linda Myers

Lotsa Knots & Beads Necklace

\$ 35.00 Each

No, this isn't a Macramé class! In this class, you will have a choice of making a single or multi-strand necklace using one or many sizes of beads. In making your knotted necklace, you can use any one of three different knotting techniques that you'll learn in class. Also, you'll learn a "Paula Brady" secret Hawaiian knot technique. No beading experience is needed to take this class. Class size is limited to 5. For ages 13 to Adult.

Date/Day
Mar. 6, Tues.

Time
6:00 pm - 9:00 pm

Teacher
Linda Myers

Morrigan Earrings

\$ 35.00 Each

This versatile project, designed by *Nela Kabelova*, is perfect for learning how to work with the Czech 2-Holed SuperDuos and MiniDuos. While Linda will teach you how to make a gorgeous pair of earrings, she will also discuss how to turn this pattern into a beautiful pendant or a fancy bracelet. Students will receive Linda's bracelet hand-out that describes how to make the connections and add the clasp. For all skill levels. Class size limited to 5. For ages 16 to Adult.

Day/Date
Mar. 10, Sat.

Time
2:30 pm - 5:30 pm

Teacher
Linda Myers

Triangle Trellis Bracelet

\$ 40.00 Each

Here's another opportunity to play with those fun 2-Hole Czech glass beads including Triangles, Bricks and SuperDuos! Using a design by *Alice Lauber*, you will create a fun bracelet that exudes eye-popping texture. This class is for all skill levels. Class size limited to 5. For ages 16 to Adult.

Date/Day
Mar. 17, Sat.

Time
9:30 am - 1:30 pm

Teacher
Linda Myers

Netted Cabochons

\$ 35.00 Each

Make a pin or the centerpiece of a necklace. This technique uses a netted "frame" to hold the cabochon – no suede or other backing is needed—and allows light, or the background of your clothing to highlight a semi-transparent gemstone or glass cabochon. This class will use peyote and netting stitches. Pre-requisite: Experience in working with seed beads in a variety of projects. Class size limited to 5. For ages 16 to Adult.

Date/Day
Mar. 27, Thurs.

Time
6:00 pm - 9:00 pm

Teacher
Linda Myers

Go To www.alaskabead.com to see color images of class samples.

Three-Sided Right Angle Weave

\$ 35.00 Each

NanC Meinhardt has pushed this stitch further than most of us could ever imagine! In this class you'll learn how to take the basic right angle weave stitch and develop a 3-sided piece in the style of a wonderful rope necklace. Although this class is called 3-Sided Right Angle Weave, right angle weave experience is not necessary. However, you must have off-loom bead weaving experience (i.e. peyote, brick or square stitch). Class size limited to 5. For ages 16 to Adult.

Date/Day

Mar. 31, Sat.

Time

10:30 am - 1:30 pm

Teacher

Linda Myers

Alaska Flower Series: *Forget Me Not Earrings*

"Guest Teacher"

\$ 30.00 Each

In this second class of the Alaska Flower Series, you will learn how to make a pair of sweet blue Forget Me Not earrings out of Delicas using the brick stitch. Whip these up in no time and WOW your family and friends with the stunning beadwork. These also make wonderful gifts at any time of year. This class is suitable for all skill levels. Class size limited to 5. For ages 16 to Adult.

Date/Day


Apr. 5, Thurs.

Time


6:00 pm - 9:00 pm

Teacher

Pam Brotherton



(*Forget Me Not Earrings*
by Pam Brotherton)



(*Lupine Earrings*
by Pam Brotherton)

Delicate Burst Beaded Bead Necklace

\$ 35.00 Each

Using the new Czech glass Pip beads and some seed beads you will learn how to create a wonderful, light-reflecting beaded bead. Your creation can be worn as a pendant, or you can make several to create an attention-getting necklace. And of course, two beaded beads would make a fashionable pair of earrings to go with your pendant or necklace. In class, most students will complete at least one bead. Pre-requisite: right angle weave and/or some off-loom bead weaving experience helpful, but not required. Class size limited to 5. For ages 16 to Adult.

Date/Day

Apr. 7, Sat.

Time

2:30 pm - 5:30 pm

Teacher

Linda Myers

African Helix Necklace

\$ 35.00 Each

Explore the adventure of the African Helix while making an exciting necklace. Bead weaving takes on a new "twist" when you weave this stitch. Also, when playing with bead weaving, your experience becomes an exploration in color. Pre-requisite: Off-loom bead weaving experience. Class size limited to 5. For ages 16 to Adult.

Date/Day

Apr. 12, Thurs

Time

6:00 pm - 9:00 pm

Teacher

Linda Myers

Alaska Flower Series: *Lupine Earrings*

"Guest Teacher"

\$ 30.00 Each

In this third class of the Alaska Flower Series, you will learn how to make a pair of beautiful Lupine earrings out of Delicas using the brick stitch. Whip these up in no time and WOW your family and friends with your stunning beadwork. These also make wonderful gifts at any time of year. This class is suitable for all skill levels. Class size limited to 5. For ages 16 to Adult.

Date/Day

Apr. 26, Thurs.

Time

6:00 pm - 9:00 pm

Teacher

Pam Brotherton

To register for classes, call customer service at (907) 563-2323, Option 2.

Beaded Project Classes (non- jewelry)

Triangular Enclosure

"Guest Teacher"

\$ 60.00Total (2 Sessions)

This class teaches you Peyote increase and decrease as you create a beautiful beaded triangle box out of Delicas. The diamond shapes on the sides allow for a unique color palette. Perfect your technique and make the box in the first session, then add the finishing touches to the box in session two. Your box could make a great gift for that special someone in your life. Pre-requisite: understanding Peyote increase and decrease helpful, but not required. Class size limited to 5. For ages 16 to Adult.

Day/Date

Jan. 11, Thurs. - Pt. 1

Jan. 18, Thurs. - Pt. 2

Time

6:00 pm - 9:00 pm

6:00 pm - 9:00 pm

Teacher

Pam Brotherton

Pam Brotherton

New - Beaded Medallions

"Guest Teacher"

\$ 45.00 Each

In this fun class, you will be taught a 2-needle couching technique while laying beads within a flat circular pattern to make your wonderful medallion. Leather will be provided by the teacher. Aaron will discuss in class how to add a strap at home to make your medallion into a necklace. This class is suitable for all skill levels. Class size limited to 5. For ages 16 to Adult.

Day/Date

Jan. 27, Sat.

Time


10:30 am - 3:30 pm

Teacher

Aaron Osife



(Beaded Keychain by Aaron Osife)



(Beaded Medallions by Aaron Osife)



(Kaleidoscope in a Box by Pam Brotherton)

New - Beaded Keychain

"Guest Teacher"

\$ 45.00 Each

Have fun taking a wooden dowel and covering it with leather and then beading your Delica pattern into the leather using the peyote stitch to create your one-of-a-kind key chain. What a great gift for family and friends! Aaron will provide the wooden dowel, leather, pattern and screw-eye. This class is suitable for all skill levels. Class size limited to 5. For ages 16 to Adult.

Day/Date

Feb. 10, Sat.

Time

10:30 am - 3:30 pm

Teacher

Aaron Osife

Kaleidoscope in a Box

"Guest Teacher"

\$ 60.00 Total (2 Sessions)

In this class students will have fun making a colorful box using Delicas, while learning to do Peyote increase stitching. The box pattern allows for a variety of color choices and will make a unique gift for someone special, and, the box size allows for a small gift to be stored inside. The first session will cover how to do an increase in the base to create the box size, and sides of the box. The second session covers adding a hem on the box and box lid, adding feet and adding a bead to the lid. For all skill levels. Class size limited to 5. For ages 16 to Adult.

Date/Day

Mar. 15, Thurs. - Pt. 1

Mar. 22, Thurs. - Pt. 2

Time

6:00 pm - 9:00 pm

6:00 pm - 9:00 pm

Teacher

Pam Brotherton

Pam Brotherton

New - Kumi Bear Bells

"Guest Teacher"

\$ 35.00 Each

Make a bear bell deterrent for joggers, walkers and campers in Alaska's remote, back trails or bike trails. This simple kumi braid using Rattail is fast, easy and fun to make. This class is suitable for all skill levels. Class size limited to 4. For ages 16 to Adult.

Day/Date

Mar. 17, Sat.

Time


2:30 pm - 5:30 pm

Teacher

Judy Storey



(Kumi Bear Bells by Judy Storey)



(Beaded Pen Cover by Aaron Osife)

Traditional 2-Needle Couching

\$ 35.00 Each

In this class, Linda will provide you with a practice pattern that will help you learn the traditional 2-needle, as well as, the 1-needle couching technique. Learning this technique will open the door for making fun projects like couched barrettes, bracelets, pendants, and a whole lot more. These design opportunity and application opportunities will be discussed in class. For all skill levels. Class size limited to 5. For ages 16 to Adult.

Date/Day

Mar. 31, Sat.

Time

2:30 pm - 5:30 pm

Teacher

Linda Myers

Suncatcher

"Guest Teacher"

\$ 35.00 Each

Use seed beads, crystals, and ultrasuede to make your own Suncatcher. Although a major portion of the project will be completed in class, you will be given instructions to complete your piece at home. This is a great class for parent and child to take together. Class size limited to 5. For ages 10 to Adult.

Day/Date

Apr. 3, Tues.

Time

6:00 pm - 9:00 pm

Teacher

Linda Myers

New - Beaded Pen Cover

"Guest Teacher"

\$ 30.00 Each

Create a colorful beaded pen cover using peyote stitch and left-over seed or Delica beads. Have fun with your color palette! Your cover can easily be transferred to another pen if ever need be. This class is suitable for all skill levels. Class size limited to 5. For ages 16 to Adult.

Day/Date

Apr. 28, Sat.

Time

10:30 am - 3:30 pm

Teacher

Aaron Osife

Wireworking Classes

Beginning Wire Work I - Spirals, Spirals, Spirals

\$ 35.00 Each

This is the class you need to get started in working with wire. The focus will be on learning/exploring techniques to make those great wire spirals. A discussion on tools, wire, flush cutting, and work hardening will also be covered. No prior experience necessary. Class size limited to 5. For ages 13 to Adult. Select one of the following classes:

Date/Day

Jan. 4, Thurs.

Mar. 8, Thurs.

Apr. 21, Sat.

Time

6:00 pm - 9:00 pm

6:00 pm - 9:00 pm

10:30 am - 1:30 pm

Teacher

Linda Myers

Linda Myers

Linda Myers

To register for classes, call customer service at (907) 563-2323, Option 2.

Beginning Wire Work II - Caging & More

\$ 35.00 Each

This class continues to explore simple techniques in wire work. Building on what you learned in *Beginning Wire Work I*, you will now explore caging beads, as well as, how to move wire around beads without caging the bead. Pre-requisite: *Beginning Wire Work I*. Class size limited to 5. For ages 13 to adult.

Date/Day	Time	Teacher
Feb. 22, Thurs.	6:00 pm - 9:00 pm	Linda Myers

Int. Wire Work--Chains, Clasps & More

\$ 35.00 Each

In this exciting class, you will build upon the basic techniques you learned in Beginning Wire Work I and II. You'll learn how to make chain, and various types of clasps. You'll also learn how to manipulate wire around a donut to make an attractive centerpiece for a necklace, which can hang from the chain you make yourself. Pre-requisite: *Beginning Wire Work I*. Class size limited to 5. For ages 13 to Adult.

Date/Day	Time	Teacher
Apr. 21, Sat.	2:30 pm - 5:30 pm	Linda Myers

Wire Beads

\$ 35.00 Each

What fun you'll have making wire beads!! In this class you'll learn how to make four different types of wire beads. First, you'll explore making wire beads using your hands and regular pliers and cutters. Then, using a Coiling Gizmo, you'll learn how to make the same bead in half the time, as well as, other beads. Pre-requisite: *Beginning Wire Work I*. Class size limited to 5. For ages 16 to Adult.

Date/Day	Time	Teacher
Jan. 20, Sat.	10:30 am - 1:30 pm	Linda Myers

Chain, Beads, Pearls & More

\$ 45.00 Each

In this fun "skill-building" class, you will learn how to make a simple chain necklace adorned with a few "securely wrapped" dangles! "Secure Eye Wraps", as Linda calls them, prevents your necklace from falling apart by having dangles open up and fall off your necklace. Once you master this technique, you will expand your creativity with unlimited design possibilities. Linda will also show you things like: how to attach "briolette type" beads to chain securely; what to do when the wire won't go through the bead (e.g. small-holed pearls); and how to add that decorative finish to your secure wrap. You will also learn how to create your own wire clasp. Pre-requisite: None. Class size limited to 5. For ages 16 to Adult.

Date/Day	Time	Teacher
Feb. 17, Sat.	9:30 am - 1:30 pm	Linda Myers

Headpins & DooDads Galore

\$ 35.00 Each

Tired of the plain old headpins with the flat bottom that the bead sits on? If the answer is yes, then join us in class and learn how to make "decorative" head pins. In class, you'll learn techniques to make 5 different types of head pins. You'll also explore making your own ear wires. There will also be a discussion on what to do with a bead that has a "honkin" big hole, or one with a hole so small that you can't maneuver a wire through it. All skill levels are welcome. Class size limited to 5. For ages 16 to Adult.

Date/Day	Time	Teacher
Feb. 24, Sat.	10:30 am - 1:30 pm	Linda Myers

All Coiled Up Earrings

"Guest Teacher"

\$ 40.00 Each

In this fun class you will learn to make a single coil, and then, using that coil, make a double-coil. You will also make the scrolled earwires and "paddle" headpins. Pre-requisite: *Beginning Wire Work I*. Class size limited to 5. For ages 16 to Adult.

Date/Day	Time	Teacher
Mar. 1, Thurs.	6:00 pm - 9:00 pm	Renee Tatusko

Wire Caged Cabochon

\$ 35.00 Each

It doesn't have a hole! What to do?? This class will help you develop your skills for wrapping pieces without holes. Using round and half-round silver wire, and a cabochon, you will learn to build a cage that supports your cabochon and allows you to create a one-of-a-kind focal pendant that will have your friends and family oohing and awing. Pre-requisite: *Beginning Wire Work I*. Class size limited to 5. For ages 16 to Adult.

Date/Day	Time	Teacher
Mar. 10, Sat.	10:30 am - 1:30 pm	Linda Myers

Viking Knitting

\$ 45.00 Each

The Vikings are thought to have been the first to knit thin silver wire to make jewelry and clothing. The focus of this class is to learn the Viking Knitting technique by creating a fun bracelet. Making a bracelet, instead of a necklace, will enable most students to finish their piece in class. However, if a bracelet is not something you are interested in, you can finish your piece at home. For those students who haven't taken *Basic Earring Construction*, or have skill in making secure eye wraps, Linda will teach you an alternative quick technique that will allow you to finish your bracelet. No previous experience is required. Class size limited to 5. For ages 16 to Adult.

Date/Day

Mar. 24, Sat.

Time

10:30 am - 3:00 pm

Teacher

Linda Myers

Wire Pendant

\$ 35.00 Each

Form a piece of wire into a shape, twist some other wire, add some beads, and "voila", you have a wonderful wire pendant. You'll explore how to design your shape, and then embellish the shape with wire and various beads/gemstones. Pre-requisite: Beginning Wire Work I and knowledge of how to make secure eye wraps. Class size limited to 5. For ages 16 to Adult.

Date/Day

Mar. 29, Thurs.

Time

6:00 pm - 9:00 pm

Teacher

Linda Myers

Wire Jigin' Jewelry

\$ 35.00 Each

Have you been wanting to learn how to use one of the many wire jigs on the market? Well here's your chance! You will learn how to bend several different shapes with heavy gauge wire, as well as, incorporate beads into the shapes. You will then learn how to connect these shapes to make beautiful contemporary jewelry such as necklaces, bracelets and earrings. This class is for all skill levels. Class size limited to 5. For ages 16 to Adult.

Date/Day

Apr. 14, Sat.

Time

10:30 am - 1:30 pm

Teacher

Linda Myers

Tree of Life

"Guest Teacher"

\$ 35.00 Each

The tree of life has been seen in many world mythologies and philosophies as a metaphor for the interconnections of all life. In this class, Anna will teach you how to create your own custom "Tree of Life" pendant out of wire and embellishing beads. You will start by making your frame, and then learn how to twist and bend the wire to fabricate your own awesome looking tree. Pre-requisite: Beginning Wire Work I. Class size limited to 5. For ages 16 to Adult.

Date/Day

Apr. 24, Tues.

Time

6:00 pm - 9:00 pm

Teacher

Anna Sternberg



(All Coiled Up Earrings by Renee Tatusko)



25 Years of Serving You!

ALASKA BEAD COMPANY

2217 E. Tudor Rd., Suite 7
Anchorage, AK 99507

PRSR STD
U. S. POSTAGE
PAID
ANCHORAGE, AK
PERMIT NO. 957

Inside This Issue:

No Longer Open Sundays
Beadventures Brings Up Sarah Thompson
Winter/Spring 2018 Trunk Shows
New Webstore Coming Soon!
Schedule of Classes

Page 1
Page 1
Page 1
Page 1
Page 3



ALASKA BEAD COMPANY

Class Information

- i All classes are held in one of our classrooms at **Alaska Bead Company**, 2217 E. Tudor Rd., Suite 7, Anchorage, AK (at Lake Otis, located behind Golden Donuts).
- i A design/materials list will be provided at the time of registration. Please bring materials to class. Every student receives a discount card at the time of paid registration.
- i We have limited the class size to what we feel will give you the maximum learning experience, therefore some classes may fill quickly.
- i For all classes, it is best to bring a pair of sharp scissors, and if needed, magnifying glasses.
- i Bring your own supplies or purchase them at **Alaska Bead Company**. Teachers are available prior to class to assist in your selection.
- i A refrigerator is available for your use, and soft drinks are sold for your convenience.
- i Children or Adults who are not enrolled in a class should not be in the classroom without permission from store management.

Registration Information:

- i Sign-ups are now in progress for the classes at **Alaska Bead Company**. Because of limited seating, only prepaid reservations can be accepted.
- i Sign-ups may be made at **Alaska Bead Company**, or you can call at 563-2323, or toll free at 888-946-2323, during store hours to make your prepaid reservation. We accept Visa, Mastercard, Amex and Discover.
Class fees are non-refundable. If you are unable to attend a class, you may ask a friend to take your place. A credit toward another class may be arranged for in emergencies and with 72 hours advance notice, except for classes being taught by a **Guest Teacher**. Any credit must be used within one year of issuance.

Further Class Details are on our website:

www.alaskabead.com