



# ALASKA BEAD COMPANY

September 2017

"24 Year Anniversary, 1993 - 2017"

Volume 24 Issue 3



## Celebrity Guest Teacher News!


**Joe & Anat Silvera**  
**September 2017**

Popular metalsmithing artists, **Joe and Anat Silvera** still have spaces available in their five exciting workshops being taught from **September 16<sup>th</sup> through September 26<sup>th</sup>, 2017**. But remember, this is the last time they will be teaching at **ABC** and many of their classes are expected to sell out, so don't wait too long if you are procrastinating. Be sure to check out the class schedule that follows for further details on all of their fun classes!

**Cynthia Rutledge**  
**November 2017**

Making her annual trek back to Alaska will be the international beading instructor extraordinaire, **Cynthia Rutledge!** Cynthia will be offering five new fantastic seed beading workshops and reprising her evening soiree called, *Beading Together*. In *Beading Together*, students will be able to bring in one of Cynthia's old class projects, or one of her kits, and get her help to finish the piece, as well as, enjoy the company and camaraderie of a bunch of friendly, but sometimes unruly, beadweavers. Cynthia will be delighting us with her expertise between **November 4<sup>th</sup> and November 12<sup>th</sup>** to entice the experienced beadweavers amongst us! Reservations

(See Page 2)



*(Regalia de las Reinas de Espana*  
by Cynthia Rutledge)

## Cheryl Frasca of Beadventures To Take Over Celebrity Guest Teacher Hosting!

Yes, we know many of you were disappointed when you learned that **Alaska Bead Company** will no longer host celebrity guest teachers after this year. But there's some good news! **Beadventures**, a locally-owned company, will step in and continue the long-standing tradition of celebrity teachers in Anchorage.

Some of you may be familiar with **Beadventures**. It's owned by **Cheryl Frasca**, a 40-year Alaska  
(See Page 2)



## Freshwater Pearls Our October/November Extravaganza!

It's that time of year again for us to host our HUGE Trunk Show of Fresh Water Pearls! And this year, we have switched to a new vendor who should provide us with a different selection than what you've seen over the past six years. We expect the selection to be enormous, and the variety to be mouthwatering! Yep, you will have access to the most gigantic selection of freshwater pearls you've ever seen from Sunday, October 1st through Sunday, November 12<sup>th</sup>! And, you can look forward to fabulous shapes like potatoes,  
(See Page 2)


## ABC Downsizing Has Been Moved Up!

For those of you who didn't hear about our announcement in May, **ABC** will be downsizing by shedding one of its two store units (the one with the large classroom) to cut its size in half. This is a very good thing—it means we cut our rent and utility expenses in half! We have moved our downsizing date to **January 1, 2018**. So, we will have the construction of the wall between the two units occurring in December and we thank you in advance for any inconvenience this may cause as we will be open during the construction period.


Look for clearance sales on some of our product lines between now and January 1, and, if you are looking for any store fixtures, we will be selling off what won't fit into our reduced square footage. We will keep you informed of clearance announcements in our periodic emails.

### Your Support Has Been Very Heart Warming & Inspiring

As we had alluded to in our May announcement, our downsizing has been under consideration for several years. We tried to hold off as long as we could, but the Alaskan recession, as well as other variables, forced us to immediately employ cost cutting measures to deal with the new retail reality. We are confident that these changes will help propel us into the next decade of serving your beading needs. But beyond just the  
(See Page 2)



*(Fold Forming & Enameling* by Anat Silvera)



*(Lost and then Found*  
by Cynthia Rutledge)

**Celebrity Guest Teachers**.....Continued

for Cynthia's workshops begin on Saturday, September 9, 2017 at 10:00 am. And don't miss out on Cynthia's:

**Trunk Show of:**

Her newest Bead Kits, and as always, other fabulous and wonderful treasures that are sure to delight all.

Wednesday, 11/8/17 – 11:00am to 6:00pm



**Downsizing**.....Continued

implementation of these changes, our confidence has been buoyed by the outpouring of support from all of you—our loyal customers. Many of you have even made statements along the lines of, "We always try to buy from you first before we consider going online." It is sentiments like this that inspire us to keep going and "do better"! In fact, it will be our number one goal to improve the maintenance of our stock levels so shortages rarely occur. Beyond this most important goal, we will continue to offer you a variety of Trunk Shows, as well as, introduce new beads to keep your creative juices inspired. And yes, we will still be offering plenty of fun and motivating classes in our more intimate small classroom.

We invite you to join us on the next chapter of our journey. It is sure to be fun, exciting and emotionally fulfilling. **Thank you to each and every one of you for your heartfelt love and support—it truly touches us and invokes an appreciation beyond words.**



**Fresh Water Pearl Extravanga!** .....Continued

sticks, rice, buttons, dancing pearls, nuggets, coin pearls, faceted pearls, potatoes in the smaller 3mm to 6mm sizes, 2mm seed pearls, keishi pearls, large holed pearls and some "Ooh-LaLa" high-end baroque pearls!! This show will be so spectacular, you will want to load up on these lovelies and crank out a ton of knotted pearl necklaces and bracelets to sell at the holiday craft bazaars, or just give away as gifts to your friends and family. And, it just so happens that our *Store Manager, Linda Myers*, will be teaching a *Knitting a Simple Pearl Necklace* class on Thursday, 10/19/17 from 6:00 pm to 9:00 pm for those of you who want to learn this fun art. Don't miss out on all the fun!



**Cheryl Frasca**.....Continued


resident (and 20-year beader). Up to now, her focus as *Chief Adventure Organizer* has been on trips for bead artists to destinations around the world. Cheryl will bring that logistics experience to organizing workshops in Anchorage. Beadventures already has lined up familiar names for 2018: **Sarah Thompson** in February; **Kinga Nichols** in May; **Amee Sweet MacNamara** in August; and **Cynthia Rutledge** in November. For 2019, she has **Tracy Stanley**, **Sherry Serafini**, **Laura McCabe**, and a return by **Cynthia Rutledge** lined up.

**Project samples will continue to be displayed at ABC.** Classes will be held downtown at the *Pioneer School House*. Not having a bead store to run to during a class will be different and may require a bit more planning ahead (or a quick dash to **ABC** during lunch!). Registration and other details will be announced in the fall.


In the meantime, visit Beadventures' website at: [www.beadventures.com](http://www.beadventures.com) for information (go to the far-right tab titled "Anchorage Classes") or send an email to [Cheryl@beadventures.com](mailto:Cheryl@beadventures.com).




**Alaska Flower Series Earrings**



(*Fireweed Earrings* by Pam Brotherton)



(*Forget Me Not Earrings* by Pam Brotherton)



(*Lupine Earrings* by Pam Brotherton)



**30% Discount Coupon**


This coupon is good for a 30% discount on up to three (3) tubes of Japanese Size 11 Seed Beads at Alaska Bead Company. This coupon cannot be used in conjunction with any other discount. This coupon is only good on the day it is presented. Limit of one coupon per customer. Valid through 9/30/17.

Name: \_\_\_\_\_

Date: \_\_\_\_\_



**Happy Holidays !!**



(*Beaded Holiday Stocking* by Anna Sternberg)

**ABC Store Hours:**

Sunday	12:00 pm - 5:00 pm
Monday	10:00 am - 7:00 pm
Tuesday	10:00 am - 7:00 pm
Wednesday	10:00 am - 7:00 pm
Thursday	10:00 am - 9:00 pm
Friday	10:00 am - 7:00 pm
Saturday	10:00 am - 6:00 pm

**Open Everyday!**  
(except major holidays)

\*\*\*\*\*

**Store Closures:**

**Alaska Bead Company**

will be closed:

Nov. 23 - Thanksgiving Day

Dec. 24 & 25 - Christmas Eve. & Day  
Dec. 31 & Jan. 1 - New Year's Eve. & Day

# ALASKA BEAD COMPANY

Go to  
[www.alaskabead.com](http://www.alaskabead.com)  
for class project pictures.

## Fall Class Schedule September - December, 2017



### Beaded Jewelry Classes (not seed beads)

#### The Ultimate Beginner's Workshop

\$ 40.00 Each

In this fun-filled workshop you will explore the curriculum of our Basic Stringing and Basic Earring classes, as well as, explore: inspiration, color, balance, and more. Most class participants will walk out of class with a necklace, bracelet, or anklet, and a pair of earrings to show off to family and friends. Time permitting, other finishing techniques will be explored, and Linda will do a quick demonstration of knotting between beads. Class size limited to 6. For ages 16 to Adult.

Date/Day	Time	Teacher
Oct. 21, Sat.	10:30 am - 5:30 pm (1/2 hr. lunch)	Linda Myers

#### Basic Stringing Techniques

\$ 20.00 Each

In this class you will learn the basic skills for creating those special, one-of-a-kind necklaces, bracelets, and anklets. Information on various stringing wires will be given, and ways to attach a clasp will be explored. Information on some tools will be discussed as well. This class is for beginners. Class size is limited to 6. For ages 10 to Adult. Select one of the following dates:

Date/Day	Time	Teacher
Sept. 14, Thurs.	6:00 pm - 8:30 pm	Linda Myers
Nov. 2, Thurs.	6:00 pm - 8:30 pm	Linda Myers

#### Basic Earring Construction

\$ 20.00 Each

Using head pins, eye pins and beads/dangles, you'll learn to create those special earrings. You will learn to use round nose pliers in creating your earrings and in doing so will have learned the basic skills to make other items – charm bracelets, pins, hair pins and more. This class is for beginners. Class size is limited to 6. For ages 10 to Adult.

Sept. 28, Thurs.	6:00 pm - 9:00 pm	Linda Myers
Dec. 7, Thurs.	6:00 pm - 9:00 pm	Linda Myers

#### Knotting a Simple Pearl Necklace

\$ 35.00 Each

With pearls being sold now in so many different colors, do you ever wish that you could just whip out a basic pearl necklace to go with each of your outfits? Then this class is for you! Using a simple knotting technique that has been around forever, you will learn how to start and finish a gorgeous pearl necklace. This class is for all skill levels. Class size is limited to 6. For ages 16 to Adult.

Date/Day	Time	Teacher
Oct. 19, Thurs.	6:00 pm - 9:00 pm	Linda Myers

#### Kheopatra Bracelet

\$ 35.00 Each

This fun and easy bracelet project, designed by Akke Jonkhof, will show you a great way to use the Czech glass 2-hole Kheop Par Puca beads, Superduos and O-Beads. Putting your color palette together is really a fun part of this class. For all skill levels. Class size limited to 5. For ages 16 to Adult. For all skill levels. Class size limited to 6. For ages 16 to Adult.

Date/Day	Time	Teacher
Dec. 2, Sat.	10:30 am - 1:30 pm	Linda Myers

### Beaded Jewelry Classes (with seed beads)

#### **New** - Alaska Flower Series: Fireweed Earrings .

"Guest Teacher"

\$ 30.00 Each

In this first class of the Alaska Flower Series, you will learn how to make a pair of vibrant Fireweed earrings out of Delicas using the brick stitch. Whip these up in no time and WOW your family and friends with the stunning colors. These also make wonderful gifts at any time of year. This class is suitable for all skill levels. Class size limited to 5. For ages 16 to Adult.

Date/Day	Time	Teacher
Sept. 9, Sat.	10:30 am - 1:30 pm	Pam Brotherton

To register for classes, call customer service at (907) 563-2323, Option 2.

## Kumihimo Necklace

"Guest Teacher"

\$ 45.00 Each

Expand your beading skills by learning Kumihimo—an ancient Japanese braiding technique. Judy will teach you how to make a Kumihimo beaded necklace using a braiding disk and seed beads. Once you master this technique, any string, jute, yarn, rattail or cord can be braided. For all skill levels. Class size limited to 5. For ages 16 to Adult.

Day/Date	Time	Teacher
Sept. 10, Sun.	12:30 pm - 4:30 pm	Judy Storey

## Beginning Loom

\$ 35.00 Each

Bring your loom and learn the basics of getting your loom set up in order to loom your bracelet. You will also learn about warp and weft threads, tension, thread path, and many other aspects of looming for fun. This is a great class for parent and child to take together. Most students will finish their bracelet at home. Class size limited to 5. For ages 10 to Adult.

Day/Date	Time	Teacher
Sept. 30, Sat.	10:30 am - 1:30 pm	Linda Myers

## Morrigan Earrings

\$ 35.00 Each

This versatile project, designed by Nela Kabelova, is perfect for learning how to work with the Czech 2-Holed SuperDuos and MiniDuos. While Linda will teach you how to make a gorgeous pair of earrings, she will also discuss how to turn this pattern into a beautiful pendant or a fancy bracelet. For all skill levels. Class size limited to 6. For ages 16 to Adult.

Day/Date	Time	Teacher
Sept. 30, Sat.	2:30 pm - 5:30 pm	Linda Myers

## Step Up/Step Down Odd-Count Flat Peyote Beads

\$ 35.00 Each

There are several facets involved in mastering the peyote stitch technique. Learning the even count flat peyote stitch is just one of the many facets. Linda's intention with this class, however, is to take you to a higher level within the peyote stitch realm by teaching you the Step-Up/Step-Down (or Odd Count Flat Peyote My Way) stitch as shared by Cynthia Rutledge. Linda LOVES this technique because it helps to create "clean edges" on a flat piece of odd-count flat peyote, and, it allows you to create a center line within your design (unlike even count). First in class, Linda will do a quick demo of the two old traditional techniques of turning. Then, she will teach you how to create your own beads out of Delicas using the Step-Up/Step-Down technique of turning. Lastly, you will use your finished beads to create a bracelet or necklace. Pre-requisite: Flat Peyote Beaded Bracelet; or, a very good working knowledge of peyote stitch. Class size limited to 8. For ages 16 to Adult.

Day/Date	Time	Teacher
Oct. 1, Sun.	1:00 pm - 4:00 pm	Linda Myers

## Laddering Macrame Wrap Bracelet

"Guest Teacher"

\$ 35.00 Each

You will marvel at how easy it is to combine the laddering technique and macramé to make those popular wrap bracelets that are all the rage! Kelli will show you how to incorporate a variety of bead sizes and shapes into your wrap to create unique jewelry that you can wear or give as a gift. This class is for all skill levels. Class size limited to 12. For ages 16 to Adult.

Date/Day	Time	Teacher
Oct. 5, Thurs.	6:00 pm - 9:00 pm	Kelli Molitor

## **New** - Alaska Flower Series: Forget Me Not Earrings

"Guest Teacher"

\$ 30.00 Each

In this second class of the Alaska Flower Series, you will learn how to make a pair of sweet blue Forget Me Not earrings out of Delicas using the brick stitch. Whip these up in no time and WOW your family and friends with your stunning beadwork. These also make wonderful gifts at any time of year. This class is suitable for all skill levels. Class size limited to 5. For ages 16 to Adult.

Date/Day	Time	Teacher
Oct. 7, Sat.	10:30 am - 1:30 pm	Pam Brotherton

## Chrysanthemum Flower Bracelet

\$ 35.00 Each

This class will remind you of flowers blooming in your garden as Linda shows you how to combine the colorful 2-Hole Crescent and Lentil beads to create a beautiful Chrysanthemum Bracelet for all to marvel. Choose one color for all your flowers, or make each flower a different color—it's your choice! This project was designed by the talented *Nichole Starman*. This class is for all skill levels. Class size limited to 6. For ages 16 to Adult.

Date/Day	Time	Teacher
Oct. 7, Sat.	2:30 pm - 5:30 pm	Linda Myers

Go To [www.alaskabead.com](http://www.alaskabead.com) to see color images of class samples.

### **New** - Amy's Cellini Spiral Necklace

"Guest Teacher"

**\$ 35.00 Each**

The Cellini Spiral uses many different sizes of seed beads, as well as other shaped beads, to create a wonderfully textured spirally pattern. In this class, you will learn Amy's rendition of this style which she describes as being slightly more interesting, much more flexible and less symmetrical. Your spiral will be your hollow focal piece allowing you to run your favorite chain through it to finish off your unique necklace. This class is suitable for all skill levels. Class size limited to 10. For ages 16 to Adult.

Date/Day	Time	Teacher
Oct. 8, Sun.	1:00 pm - 4:00 pm	Amy Whinston

### **Amulet Purse Necklace**

"Guest Teacher"

**\$ 60.00 Total (2 Sessions)**

Use the tubular peyote stitch to make a beautiful amulet purse using the luscious "Delica" seed beads. Begin the bag portion in the first class and then work on the strap and fringe in the second class. No previous experience required. Class size limited to 5. For ages 16 to Adult.

Date/Day	Time	Teacher
Oct. 8, Sun. - Pt. 1	1:00 pm - 4:00 pm	Linda Myers
Oct. 22, Sun. - Pt. 2	1:00 pm - 4:00 pm	Linda Myers

### **New** - Kumi Earrings

"Guest Teacher"

**\$ 35.00 Each**

This is a great class to learn the ancient Japanese braiding technique of Kumihimo! Using your Japanese Size 11 seed beads, Judy will show you how to create a beautiful pair of Kumi Earrings. And if you have already taken Judy's Kumihimo Necklace class, then you can make your earrings to match your necklace to complete your smart fashion ensemble. This class is suitable for all skill levels. Class size limited to 8. For ages 16 to Adult.

Date/Day	Time	Teacher
Oct. 15, Sun.	1:00 pm - 4:00 pm	Judy Storey

### **Beaded Feather Earrings**

"Guest Teacher"

**\$ 45.00 Each**

In this fun class you'll learn how to create beautiful feather earrings using peyote stitch and Delica seed beads. You'll also learn how to place an open space in your feather design to give your piece that authentic feather look. Once you've learned how to make a small feather, you will have the skill and confidence to make other feathers in various sizes. This class is for all skill levels. Class size limited to 5. For ages 16 to Adult.

Date/Day	Time	Teacher
Oct. 21, Sat.	12:30 pm - 5:30 pm	Aaron Osife

### **Felie Collar**

**\$ 35.00 Each**

Looking for another easy project that incorporates those fun, new Czech glass beads on the market? Then let Linda show you how to make this stunning collar from a design by *Annick Puca* and translated by *Leslie Rogalski*. You will use Kheops Par Puca 2-hole beads, Pellets, Rizo drops, seed beads and more to construct your "fab" creation. Once you learn the pattern, make a smaller bracelet for a matching set! For all skill levels. Class size limited to 5. For ages 16 to Adult.

Date/Day	Time	Teacher
Oct. 28, Sat.	10:30 am - 1:30 pm	Linda Myers

### **New** - Alaska Flower Series: Lupine Earrings

"Guest Teacher"

**\$ 30.00 Each**

In this third class of the Alaska Flower Series, you will learn how to make a pair of beautiful Lupine earrings out of Delicas using the brick stitch. Whip these up in no time and WOW your family and friends with your stunning beadwork. These also make wonderful gifts at any time of year. This class is suitable for all skill levels. Class size limited to 5. For ages 16 to Adult.

Date/Day	Time	Teacher
Oct. 28, Sat.	10:30 am - 1:30 pm	Pam Brotherton

### **SuperDuo Bead Bracelet**

**\$ 35.00 Each**

With your selection of some vibrant 2-Holed Czech SuperDuo glass beads, you'll learn how to make a colorful bracelet using peyote stitch. Exploring different ways to embellish your bracelet will be discussed. Most students will complete this quick and easy project in class. This class is suitable for all skill levels. Class size limited to 5. For ages 16 to Adult.

Day/Date	Time	Teacher
Oct. 28, Sat.	2:30 pm - 5:30 pm	Linda Myers

### **Triangle Trellis Bracelet**

**\$ 40.00 Each**

Here's another opportunity to play with those fun 2-Hole Czech glass beads including Triangles, Bricks and SuperDuos! Using a design by Alice Lauber, you will create a fun bracelet that exudes eye-popping texture. This class is for all skill levels. Class size limited to 6. For ages 16 to Adult.

Date/Day	Time	Teacher
Oct. 29, Sun.	12:30 pm - 4:30 pm	Linda Myers

To register for classes, call customer service at (907) 563-2323, Option 2.

## Spell It!

"Guest Teacher"

\$ 45.00 Each

Using Delica seed beads and peyote stitch, students will learn how to make their own customized beaded wraps for their leather bracelet. Instructor will provide handouts with patterns for each letter and number, so students can add any word to their bracelet. Additional embellishment patterns will be available, including diamonds, hearts and flowers. This class is for all skill levels. Class size limited to 5. For ages 16 to Adult.

Date/Day	Time	Teacher
Oct. 29, Sun.	1:00 pm - 4:00 pm	Anna Sternberg

## Basic Kumi Bracelet

"Guest Teacher"

\$ 35.00 Each

Learn the fun braiding technique of Kumihimo that refers back to the days of ancient Japan. In this class you will create a simple braided bracelet with just beads, or fiber and beads. Once you learn this technique, you will have the skill to move onto the other neat variations of Kumihimo braiding. This class is for all skill levels. Class size limited to 5. For ages 16 to Adult.

Date/Day	Time	Teacher
Nov. 5, Sun.	12:30 pm - 4:00 pm	Judy Storey

## New - Hollow Kumi

"Guest Teacher"

\$ 35.00 Each

Using two colors of mouse tail cord, Judy will teach you a variation of the usual Kumihimo technique she teaches. This different technique will allow you to create an eye-catching braid that you can then attach to a focal donut. This class is suitable for all skill levels. Class size limited to 5. For ages 16 to Adult.

Date/Day	Time	Teacher
Nov. 12, Sun.	1:00 pm - 4:00 pm	Judy Storey

## Luna Rosa Bracelet

\$ 35.00 Each

This fun bracelet, designed by bead artist Carole Ohl, features the contemporary Czech 2-Hole Crescent beads. Linda will teach you how to easily create several sculptured floral components and then join them to bring your gorgeous bracelet to creative fruition! This class is suitable for all skill levels. Class size limited to 6. For ages 16 to Adult.

Date/Day	Time	Teacher
Nov. 19, Sun.	12:30 pm - 4:00 pm	Linda Myers

## Beaded Cabochons

\$ 35.00 Each

Make a pair of beaded cabochon earrings or the centerpiece of a cabochon necklace or pin. The beaded cabochons are really very easy to master—you will learn the basic techniques and hints to make more pieces of jewelry that you design yourself! For all skill levels. Class size is limited to 5. For ages 13 to Adult.

Date/Day	Time	Teacher
Nov. 25, Sat.	10:30 am - 1:30 pm	Linda Myers

## Ice Ruffle

\$ 35.00 Each

Whether you are a seasoned beader or just beginning, we know you will love creating this fun and easy bracelet using seed beads and the 2-Holed Czechmate Tile Beads. Like many projects, your choice of colors will dictate how your piece is interpreted by others. For example, your piece might say, *"I'm So Elegant"*, or *"I'm So Zany"*, or *"I'm So Elegantly Zany!!"* This class is suitable for all skill levels. Class size limited to 6. For ages 16 to Adult.

This class is for all skill levels. Class size limited to 8. For ages 16 to Adult.

Date/Day	Time	Teacher
Dec. 2, Sat.	2:30 pm - 5:30 pm	Linda Myers

## Peanut Bead Bracelet

\$ 35.00 Each

Lost on how to work with the fun Japanese Glass Peanut Beads on the market? Then let Linda teach you how! Using her favorite off-loom bead weaving technique—right angle weave—you will learn how to create this fun bracelet with diagonal lines, and then finish it off with an attractive slider clasp. Pre-requisite: Rt. Angle Weave Bracelet. Class size limited to 5. For ages 16 to Adult.

Date/Day	Time	Teacher
Dec. 9, Sat.	2:30 pm - 5:30 pm	Linda Myers

## Precious Metal Clay (PMC) Classes

### Basics of Fine Silver Metal Clay

"Guest Teacher"

\$ 95.00 Each

Let Jo Ellen show you the basics of working with PMC3 fine silver metal clay using easily obtained craft tools. You will make unique earring drops and a matching pendant set with a 4mm cubic zirconium (provided). All tools are provided by the teacher. Students will purchase their 9-gram package of PMC3 Fine Silver Metal Clay from Jo Ellen in class (she has a credit card reader). No previous experience is required. Class size limited to 6. For ages 13 to Adult.

Date/Day	Time	Teacher
Nov. 18, Sat.	11:30 am - 5:30 pm	Jo Ellen Vico

Go To [www.alaskabead.com](http://www.alaskabead.com) to see color images of class samples.

# Beaded Project Classes (non- jewelry)

## Traditional 2-Needle Couching

**\$ 35.00 Each**

In this class, Linda will provide you with a practice pattern that will help you learn the traditional 2-needle, as well as, the 1-needle couching technique. Learning this technique will open the door for making fun projects like couched barrettes, bracelets, pendants, and a whole lot more. These design opportunity and application opportunities will be discussed in class. For all skill levels. Class size limited to 5. For ages 16 to Adult.

Date/Day	Time	Teacher
Sept. 9, Sat.	2:30 pm - 5:30 pm	Linda Myers

## Tuffet

"Guest Teacher"

**\$ 60.00 Total (2 Sessions)**

Learn how to bead a cute little hexagonal box and lid in no time using Delica seed beads and your knowledge of Peyote stitch. This pattern was designed by Julia Pretl. You will also learn the art of decreasing and making a lid with a lip. This box makes a great gift for friends and family. Pre-requisite: Triangular Enclosure class, or excellent knowledge and skill in Peyote stitch. Class size limited to 5. For ages 16 to Adult.

Date/Day	Time	Teacher
Oct. 1, Sun. - Pt. 1	12:30 pm - 4:30 pm	Pam Brotherton
Oct. 12, Thurs. - Pt. 2	6:00 pm - 9:00 pm	Pam Brotherton

## Resin Pendant

**\$ 35.00 Each**

How simple can making a pendant be? This class will show you just how simple! Using a wonderfully clear resin and different sizes of metal frames, you'll learn how to create a pendant, components for a bracelet, or little add-ons for your jewelry/art designs. This class is for all skill levels. Class size limited to 10. For ages 16 to adult.

Day/Date	Time	Teacher
Oct. 7, Sat.	10:30 am - 1:30 pm	Linda Myers

## Kaleidoscope in a Box

"Guest Teacher"

**\$ 60.00 Total (2 Sessions)**

In this class students will have fun making a colorful box using Delicas, while learning to do Peyote increase stitching. The box pattern allows for a variety of color choices and will make a unique gift for someone special, and, the box size allows for a small gift to be stored inside. The first session will cover how to do an increase in the base to create the box size, and sides of the box. The second session covers adding a hem on the box and box lid, adding feet and adding a bead to the lid. For all skill levels. Class size limited to 5. For ages 16 to Adult.

Date/Day	Time	Teacher
Oct. 22, Sun. - Pt. 1	12:30 pm - 4:30 pm	Pam Brotherton
Nov. 2, Thurs. - Pt. 2	6:00 pm - 9:00 pm	Pam Brotherton

## Shinjin

"Guest Teacher"

**\$ 60.00 Total (2 Sessions)**

Shinjin—a Japanese word for the Buddhist concept of faith or entrusting. In this class, Pam will teach you how to make a three-tiered Buddhist looking temple box with a lid, designed by Julia Pretl, out of Delica seed beads and your knowledge of Peyote stitch. Expand upon the techniques learned in the Kaleidoscope in a Box class and learn the art of decreasing and adding roof extensions to your box to give it that unique look. Pre-requisite: Kaleidoscope in a Box class, or excellent knowledge and skill in Peyote stitch. Class size limited to 5. For ages 16 to Adult.

Date/Day	Time	Teacher
Nov. 19, Sun. - Pt. 1	12:30 pm - 4:30 pm	Pam Brotherton
Nov. 30, Thurs. - Pt. 2	6:00 pm - 9:00 pm	Pam Brotherton

## **New** - Beaded Holiday Stocking

"Guest Teacher"

**\$ 55.00 Total (2 Sessions)**

In this fun holiday class, you will create your own customizable beaded stocking using Delicas! In your first session, students will learn to make the majority of the stocking using increasing and decreasing in flat peyote stitch. In session two, Anna will show you tricks and tips and give you the opportunity to explore designing your own peyote patterns to customize the top of the stocking—include a word or person's name in your pattern, it's up to you. Also, you can add a loop on the top to hang your stocking on the wall, mantle or tree—the possibilities are endless. What a great personalized gift this project would make! This class is suitable for all skill levels. Class size limited to 10. For ages 16 to Adult.

Date/Day	Time	Teacher
Nov. 25, Sat. - Pt. 1	10:30 am - 1:30 pm	Anna Sternberg
Dec. 2, Sat. - Pt. 2	10:30 am - 1:30 pm	Anna Sternberg

## Beaded Glass Ornaments

\$ 35.00 Each

This is a great holiday class for making special Christmas decorations for your tree or to hang from your mantel. We will be beading around the outside of a regular glass Christmas ball ornament using a simple netting stitch. Once you've done one, you'll see how easy it is and will probably want to bead all your Christmas ornaments. For beginners through advanced. Class size is limited to 5. For ages 16 to Adult.

Day/Date	Time	Teacher
Nov. 30, Thurs.	6:00 pm - 9:00 pm	Linda Myers

## Sculptural Peyote Basket

\$ 60.00 Total (2 Sessions)

This two-part class is for those who want to make a more structural free-standing fun basket with seed beads. You'll explore how to use increases and decreases, slowly and rapidly, to get the shape of the basket you want. For those beaders who do not like to see thread showing a lot in their basket, you'll learn to hide thread when doing a rapid decrease. We will also discuss embellishing your basket with a beaded vine. For all skill levels. Class size limited to 5. For ages 16 to Adult.

Date/Day	Time	Teacher
Dec. 3, Sun. - Pt. 1	1:00 pm - 4:00 pm	Linda Myers
Dec. 10, Sun.. - Pt. 2	1:00 pm - 4:00 pm	Linda Myers

# Wireworking Classes

## Beginning Wire Work I - Spirals, Spirals, Spirals

\$ 35.00 Each

This is the class you need to get started in working with wire. The focus will be on learning/exploring techniques to make those great wire spirals. A discussion on tools, wire, flush cutting, and work hardening will also be covered. No prior experience necessary. Class size limited to 6. For ages 13 to Adult. Select one of the following classes.

Date/Day	Time	Teacher
Sept. 7, Thurs.	6:00 pm - 9:00 pm	Linda Myers
Oct. 12, Thurs.	6:00 pm - 9:00 pm	Linda Myers
Dec. 14, Thurs.	6:00 pm - 9:00 pm	Linda Myers

## Beginning Wire Work II - Caging & More

\$ 35.00 Each

This class continues to explore simple techniques in wire work. Building on what you learned in *Beginning Wire Work I*, you will now explore caging beads, as well as, how to move wire around beads without caging the bead. Pre-requisite: *Beginning Wire Work I*. Class size limited to 6. For ages 13 to adult.

Date/Day	Time	Teacher
Nov. 16, Thurs.	6:00 pm - 9:00 pm	Linda Myers

## Int. Wire Work--Chains, Clasps & More

\$ 35.00 Each

In this exciting class, you will build upon the basic techniques you learned in *Beginning Wire Work I* and II. You'll learn how to make chain, and various types of clasps. You'll also learn how to manipulate wire around a donut to make an attractive centerpiece for a necklace, which can hang from the chain you make yourself. Pre-requisite: *Beginning Wire Work I*. Class size limited to 6. For ages 13 to Adult.

Date/Day	Time	Teacher
Dec. 9, Sat.	10:30 am - 1:30 pm	Linda Myers

## Wire Jigin' Jewelry

\$ 35.00 Each

Have you been wanting to learn how to use one of the many wire jigs on the market? Well here's your chance! You will learn how to bend several different shapes with heavy gauge wire, as well as, incorporate beads into the shapes. You will then learn how to connect these shapes to make beautiful contemporary jewelry such as necklaces, bracelets and earrings. This class is for all skill levels. Class size limited to 6. For ages 16 to Adult.

Date/Day	Time	Teacher
Sept. 9, Sat.	10:30 am - 1:30 pm	Linda Myers

## Viking Knitting

\$ 45.00 Each

The Vikings are thought to have been the first to knit thin silver wire to make jewelry and clothing. In addition to learning this great technique, you will also learn how to make your own cone to cover up the ends of your Viking Knitting piece. This is a great opportunity to learn more about wire! No previous experience is required. Class size limited to 6. For ages 16 to Adult. Select one of the following dates:

Date/Day	Time	Teacher
Sept. 10, Sun.	12:00 pm - 4:30 pm	Linda Myers
Nov. 26, Sun.	12:00 pm - 4:30 pm	Linda Myers



## Wire Beads

\$ 35.00 Each

What fun you'll have making wire beads!! In this class you'll learn how to make four different types of wire beads. First, you'll explore making wire beads using your hands and regular pliers and cutters. Then, using a Coiling Gizmo, you'll learn how to make the same bead in half the time, as well as, other beads. Pre-requisite: Beginning Wire Work I. Class size limited to 6. For ages 16 to Adult.

Date/Day	Time	Teacher
Oct. 26, Thurs.	6:00 pm - 9:00 pm	Linda Myers

## Sparkling Snowflake

\$ 35.00 Each

It's that time of year to create a new, sparkling holiday ornament for your tree or window. Or, you may decide that your new, sparkling snowflake needs to be displayed in a window year round. Instead of a snowflake that is all beads, you'll create a snowflake that sparkles with beads and wire coils. Also, you will learn a way to "tuck" in the cut wire at the end rather than making loops. Although the pattern in class is for the small snowflake frame, patterns will also be provided for the other sized frames. Fun for all skill levels. Class size limited to 8. For ages 16 to Adult.

Date/Day	Time	Teacher
Nov. 25, Sat.	2:30 pm - 5:30 pm	Linda Myers

## Tree of Life

"Guest Teacher"

\$ 35.00 Each

The tree of life has been seen in many world mythologies and philosophies as a metaphor for the interconnections of all life. In this class, Anna will teach you how to create your own custom "Tree of Life" pendant out of wire and embellishing beads. You will start by making your frame, and then learn how to twist and bend the wire to fabricate your own awesome looking tree. Pre-requisite: Beginning Wire Work I. Class size limited to 8. For ages 16 to Adult.

Date/Day	Time	Teacher
Nov. 26, Sun.	1:00 pm - 4:00 pm	Anna Sternberg

# Celebrity Guest Teacher Classes

## Basic Jewelry: Sawing, Soldering and Setting

"Celebrity Guest Teacher"

\$ 195.00 Total (2 Sessions)

This class focuses on the basics of creating jewelry: sawing, filing, sanding, texturing, stamping, polishing, stone setting - and so much more. As students make the two sample projects, a sawn and pierced pendant and a ring with a bezel setting, they are practicing the soldering and fabrication skills necessary to make jewelry. Students will pay teacher a **\$38 Kit Fee** on the day of class for some materials—fee amount subject to change. Pre-requisite: Beginning Wire Work I. Class size limited to 24. For ages 18 to Adult.

Date/Day	Time	Teacher
Sept. 16, Sat. - Pt. 1	10:00 am - 6:00 pm	Joe Silvera
Sept. 17, Sun. - Pt. 2	10:00 am - 6:00 pm	Joe Silvera

## Torch Fired Enameling

"Celebrity Guest Teacher"

\$ 105.00 Total (2 Sessions)

Two nights with Anat, author of Enameling Made Easy, will teach you more about enameling than you thought was possible! This class includes techniques like the basics of torch fired enameling, torch safety, stenciling with enamels, Sgraffito, stamping designs and even using decals to embed images. Sgraffito is the technique of drawing designs in your enamels. Stencils allow for precise shapes and patterns to be sifted in place. Anat will also demonstrate how you can use rubber stamps and paper stencils to create detailed imagery in glass. Students will pay teacher a **\$45 Kit Fee** on the day of class for some materials—fee amount subject to change. Pre-requisite: Beginning Wire Work I. Class size limited to 24. For ages 18 to Adult.

Date/Day	Time	Teacher
Sept. 18, Mon. - Pt. 1	5:00 pm - 8:30 pm	Anat Silvera
Sept. 19, Tue. - Pt. 2	5:00 pm - 8:30 pm	Anat Silvera

## **New** - Reticulation and Keum Boo

"Celebrity Guest Teacher"

\$ 105.00 Total (2 Sessions)

Create ripple and waves in the surface of your silver with a torch. Then fuse gold leaf to the surface to create wonderful, abstract textures. This class will teach you all you need to know to prepare and reticulate your silver with a torch. Create fast, mixed metal and textured parts for your jewelry, or use these techniques to accent stone settings, pendants, earrings, rings and more. Students may make pendants or earrings with the kit provided. Students will pay teacher a **\$70 Kit Fee** on the day of class for some materials—fee amount subject to change. Pre-requisite: Basic Jewelry: Sawing, Soldering and Setting; or recent practice and basic soldering skills for precious metals. Class size limited to 24. For ages 18 to Adult.

Date/Day	Time	Teacher
Sept. 21, Thurs. - Pt. 1	5:00 pm - 8:30 pm	Joe Silvera
Sept. 22, Frid. - Pt. 2	5:00 pm - 8:30 pm	Joe Silvera

To register for classes, call customer service at (907) 563-2323, Option 2.




*(Setting Stones on Stone*  
by Anat Silvera)



*(Fold Forming & Enameling*  
by Anat Silvera)



*(Reticulation and Keum Boo*  
by Joe Silvera)



*(Torch Fired Enameling*  
by Anat Silvera)



*(Basic Jewelry:  
Sawing, Soldering,  
& Setting,*  
by Joe Silvera)

**New - Setting Stones on Stone**

“Celebrity Guest Teacher”

**\$ 195.00 Total (2 Sessions)**

Learn how to set a stone on top of another stone! This class demonstrates how to drill stones and prepare seats for a second stone setting to be inserted. Techniques taught include: designing your setting, choosing appropriate stones to drill and the best drills to use, drilling stones, fabricating a second setting that will connect to the setting holding the first stone, securing the two stones together and troubleshooting your settings. Students will pay teacher a **\$100 Kit Fee** on the day of class for most materials—fee amount subject to change. Pre-requisite: Basic Jewelry: Sawing, Soldering and Setting. Class size limited to 24. For ages 18 to Adult.

Date/Day

Sept. 23, Sat. - Pt. 1

Sept. 24, Sun. - Pt. 2

Time

10:00 am - 6:00 pm

10:00 am - 6:00 pm

Teacher

Anat Silvera

Anat Silvera

**New - Fold Forming & Enameling**

“Celebrity Guest Teacher”

**\$ 105.00 Total (2 Sessions)**

Fold forming is a fantastic technique for turning sheet metal into dramatically textured forms, like cuffs, stars, flowers and leaves. This technique combines origami and metalwork to make beautiful surfaces on jewelry by repeatedly folding and unfolding sheet in different patterns. Anat will also demonstrate how to add more texture with some of her favorite tools and ways to enamel on fold formed surfaces to add lovely colors. Techniques taught include: annealing, fold forming, techniques for adding texture to metal, patina, preparing and designing pieces for enameling, fold forming fine silver, brass and copper, and enameling on fine silver. Students will pay teacher a **\$64 Kit Fee** on the day of class for some materials—fee amount subject to change. Pre-requisite: Torch Fired Enameling and basic jewelry making skills. Class size limited to 24. For ages 18 to Adult.

Date/Day

Sept. 25, Mon. - Pt. 1

Sept. 26, Tue. - Pt. 2

Time

5:00 pm - 8:30 pm

5:00 pm - 8:30 pm

Teacher

Anat Silvera


Anat Silvera



*(Rue de la Paix*  
by Cynthia Rutledge)



*(Lost and then Found*  
by Cynthia Rutledge)



*(Regalia de las Reinas de Espana*  
by Cynthia Rutledge)



*(Angel of Music Earrings*  
by Cynthia Rutledge)



*(Three Nights in Paris*  
by Cynthia Rutledge)

### **New - Lost, and then Found**

"Celebrity Guest Teacher"

**\$ 95.00 Each**

Lost, and then Found, is Cynthia's fifth design inspired by the historical significance of sunken treasure. A wrap-style bracelet of two strips of peyote stitch joined with pearls follows her inspiration from the "money chains" found aboard the galleon. The bracelet ends with a CZ button and loop connection. Five components embellish the top wrap of the bracelet representing the coins and gemstones that were part of the Atocha's treasure. As the bracelet wraps around the wrist, the embellishments ride on the diagonal lending a very attractive, contemporary look to this bracelet. **Skill Level: Intermediate to Advanced with a basic understanding of peyote stitch.** Class size limited to 20. For ages 16 to Adult. Class reservations for this class will not begin until Saturday, Sept. 9, 2017 at 10am. Please note: numbers are given out at the door beginning at 9:30am and we don't start answering the phone until 10am.

Date/Day	Time	Teacher
Nov. 4, Sat.	10:00 am - 5:00 pm	Cynthia Rutledge

### **New - Regalia de las Reinas de Espana**

"Celebrity Guest Teacher"

**\$ 95.00 Each**

Regalia de las Reinas de España was inspired by a combination of the two paintings of Isabel and Catalina and of the artifacts found on the Atocha. This design utilizes a unique peyote stitch way of bezeling CZ's to form square bezels, even though the CZ's are not square. Pearl embellishments, and tiny herringbone shapes cupping around single cups of cup-chain, add intriguing elements. Three different components come together to reflect a "girdle-like" look but in a delicate way. The components terminate into tubular peyote stitch tubes with little bead caps, ending with two beautiful buttons and a connector. Beautiful, elegant and fit for a Queen! **Skill Level: Intermediate to Advanced with a basic understanding of peyote stitch.** Class size limited to 20. For ages 16 to Adult. Class reservations for this class will not begin until Saturday, Sept. 9, 2017 at 10am. Please note: numbers are given out at the door beginning at 9:30am and we don't start answering the phone until 10am.

Date/Day	Time	Teacher
Nov. 5, Sun.	10:00 am - 5:00 pm	Cynthia Rutledge

### **Beading Together**

"Celebrity Guest Teacher"

**\$ 45.00 Each**

Do you have a Cynthia class or kit project that you want to finish, but you got stuck on a step, or you just haven't had time to work on the project? Yes? Then this class is for you! Bring the project, the class/kit directions, and, of course, all of the supplies that are needed for the project and spend time working and enjoying the company of other beading enthusiasts, and getting Cynthia's assistance if you need it. Those taking this class shall have the prerequisite for the project as Cynthia will not be teaching a stitch that was a requirement for the project. Class size limited to 20. For ages 16 to Adult. Class reservations for this class will not begin until Saturday, Sept. 9, 2017 at 10am. Please note: numbers are given out at the door beginning at 9:30am and we don't start answering the phone until 10am.

Date/Day	Time	Teacher
Nov. 7, Tues.	5:00 pm - 9:00 pm	Cynthia Rutledge

### **New - Angel of Music Earrings**

"Celebrity Guest Teacher"

**\$ 70.00 Each**

Inspired by the opulence of the Palais Garnier, Angel of Music Earrings, evoke a style that is timeless. Simple, beautiful and elegant, these earrings would fit right in with attire appropriate for the opera, a night out on the town or a quiet dinner. Three components, beveled using two different approaches, end with a flourish of beautiful ear wires and a herringbone embellishment. Christine would have worn them with style! **Skill Level: Intermediate.** Class size limited to 20. For ages 16 to Adult. Class reservations for this class will not begin until Saturday, Sept. 9, 2017 at 10am. Please note: numbers are given out at the door beginning at 9:30am and we don't start answering the phone until 10am.

Date/Day	Time	Teacher
Nov. 9, Thurs.	5:00 pm - 9:00 pm	Cynthia Rutledge

### **New - Rue de la Paix**

"Celebrity Guest Teacher"

**\$ 95.00 Each**

Rue de la Paix has two pearl "heads", each embellished with three 6mm CZ's, that are beveled with peyote stitch, along with rings of crystals for an added sparkle. The body of the bracelet has a brass cuff blank and a rubber tubing armature that supports two tubes of peyote stitch that are shaped to curve to the shape of the cuff blank. Fashion and beadwork come together...creating elegance along the way! **Skill Level: Intermediate to Advanced with a basic understanding of peyote stitch.** Class size limited to 20. For ages 16 to Adult. Class reservations for this class will not begin until Saturday, Sept. 9, 2017 at 10am. Please note: numbers are given out at the door beginning at 9:30am and we don't start answering the phone until 10am.

Date/Day	Time	Teacher
Nov. 11, Sat.	10:00 am - 5:00 pm	Cynthia Rutledge

### **New - Three Nights in Paris**

"Celebrity Guest Teacher"

**\$ 95.00 Each**

This design evokes the blend of the Renaissance period, with the new and exciting, Art Nouveau style. A unique way of bezeling a pear CZ, offers a smooth shape and is much easier than the traditional way. Swarovski pearl cabs, with herringbone shaped embellishing, have an art nouveau feel. Flat peyote stitched necklace straps, interspersed with tiny beveled 6mm CZ's, add just the right touch to this delicate necklace. Vive la France! **Skill Level: Intermediate to Advanced with a basic understanding of peyote stitch.** Class size limited to 20. For ages 16 to Adult. Class reservations for this class will not begin until Saturday, Sept. 9, 2017 at 10am. Please note: numbers are given out at the door beginning at 9:30am and we don't start answering the phone until 10am.

Date/Day	Time	Teacher
Nov. 12, Sun.	10:00 am - 5:00 pm	Cynthia Rutledge

# ALASKA BEAD COMPANY

2217 E. Tudor Rd., Suite 7  
Anchorage, AK 99507

---

PRSR STD  
U. S. POSTAGE  
PAID  
ANCHORAGE, AK  
PERMIT NO. 957

## Inside This Issue:

Extraordinary Joe & Anat Silvera in Sept.  
Cheryl Frasca - NEW Celebrity Guest Teacher Host  
ABC Downsizing Has Moved Up  
Freshwater Pearls - Oct./Nov. Extravaganza!  
Schedule of Classes

Page 1  
Page 1  
Page 1  
Page 1  
Page 3



# ALASKA BEAD COMPANY

## Class Information

- i All classes are held in one of our classrooms at **Alaska Bead Company**, 2217 E. Tudor Rd., Suite 7, Anchorage, AK (at Lake Otis, located behind Golden Donuts).
- i A design/materials list will be provided at the time of registration. Please bring materials to class. Every student receives a discount card at the time of paid registration.
- i We have limited the class size to what we feel will give you the maximum learning experience, therefore some classes may fill quickly.
- i For all classes, it is best to bring a pair of sharp scissors, and if needed, magnifying glasses.
- i Bring your own supplies or purchase them at **Alaska Bead Company**. Teachers are available prior to class to assist in your selection.
- i A refrigerator is available for your use, and soft drinks are sold for your convenience.
- i Children or Adults who are not enrolled in a class should not be in the classroom without permission from store management.

## Registration Information:

- i Sign-ups are now in progress for the classes at **Alaska Bead Company**. Because of limited seating, only prepaid reservations can be accepted.
  - i Sign-ups may be made at **Alaska Bead Company**, or you can call at 563-2323, or toll free at 888-946-2323, during store hours to make your prepaid reservation. We accept Visa, Mastercard, Amex and Discover.
- Class fees are non-refundable. If you are unable to attend a class, you may ask a friend to take your place. A credit toward another class may be arranged for in emergencies and with 72 hours advance notice, except for classes being taught by a **Guest Teacher**. Any credit must be used within one year of issuance.

Further Class Details are on our website:

[www.alaskabead.com](http://www.alaskabead.com)